



Pony Testing International Group

报告编号(Report ID): MNIYHN1M88279721

UN38.3 测试报告

UN38.3 Test Report

| | |
|-------------------------------|---|
| Sample Description & Model | LiFePO ₄ Battery 2x 1S1P (3.2V 3.0Ah 9.6Wh) |
| Applicant | VOLTRONIC Vertriebs- & Service GmbH |
| Manufacturer | VOLTRONIC Vertriebs- & Service GmbH |

P O N Y 谱尼测试
Pony Testing International Group
www.ponytest.com



微信扫一扫，使用小程序 小程序扫一扫，在线验证
No.: MNIYHN1M88279721
Code: slzk48jp0



Pony Testing International Group

Report ID: MNIYHN1M88279721

Page 1 of 14

I、SAMPLE DESCRIPTION

| | | | | | |
|-------------------------|--|-------------------------------------|---------------|------------------------|---------|
| Sample description | | LiFePO ₄ Battery | | Sample model | 2x 1S1P |
| Applicant | | VOLTRONIC Vertriebs- & Service GmbH | | | |
| Manufacturer | Name | VOLTRONIC Vertriebs- & Service GmbH | | | |
| | Address | Dycker Hahnerhof 2, Jüchen | | | |
| | Tel | 00492181495260 | | | |
| | E-mail | yz@voltronic.de | Web | --- | |
| Nominal voltage | 3.2V | Rated capacity | 3.0Ah | Limited charge voltage | 3.65V |
| Charge current | 0.3A | Maximum continuous charge current | 1.5A | End charge current | 15mA |
| Cut-off voltage | 2.5V | Maximum discharge current | 2.5A | Mass | 92g |
| Cell number | 2PCS | Cell model | 18650 | Cell capacity | 1.5Ah |
| Manufacturer of cell | Shandong Goldencell Electronics Technology Co.,Ltd | | | | |
| Electrochemistry System | LiFePO ₄ | | | | |
| Entrust date | 2019-02-14 | | Finished date | 2019-04-10 | |

II、TEST METHOD

UNITED NATIONS "Recommendations on the TRANSPORT OF DANGEROUS GOODS" Manual of Tests and Criteria (ST/SG/AC.10/11/Rev.6/Amend.1), Part III sub-section.

III、TEST ITEM & CONCLUSION

| ITEM | SAMPLE NUMBER | STANDARD | CONCLUSION |
|------------------------|-----------------|--|------------|
| Altitude simulation | N1~N4 C1~C4 | UN38.3 ST/SG/AC.10/11/Rev.6/ Amend.1 | PASS |
| Thermal test | | | PASS |
| Vibration | | | PASS |
| Shock | | | PASS |
| External short circuit | | | PASS |
| Impact | N9~N13 C9~C13 | | PASS |
| Overcharge | N5~N8 C5~C8 | | PASS |
| Forced discharge | N14~N23 C14~C23 | | PASS |

The Samples has passed the test items of UNITED NATIONS "Recommendations on the TRANSPORT OF DANGEROUS GOODS" Manual of Tests and Criteria (ST/SG/AC.10/11/Rev.6/Amend.1), Part III sub-section.

Appraiser: *Li ziyang*Checker: *Jinshifang*Approver: *Yi shao bin*

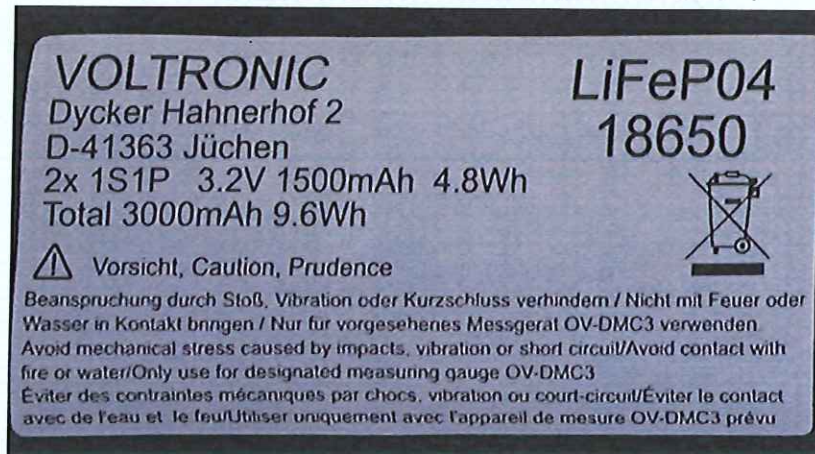

Issue Date: April 10, 2019



Notes:

- N1~N8: Cells at first cycle in fully charged states;
 N9~N13: Cells at first cycle at 50% of the design rated capacity;
 N14~N23: Cells at first cycle in fully discharged states;
 C1~C8: Cells after 25 cycles ending in fully charged states;
 C9~C13: Cells after 25 cycles at 50% of the design rated capacity;
 C14~C23: Cells after 25 cycles ending in fully discharged states.

IV、PHOTO OF THE SAMPLE



Authenticate the photo on original report only



V、TEST METHOD

Tests T.1 to T.5 shall be conducted in sequence on the same cell or battery. Tests T.6 and T.8 shall be conducted using not otherwise tested cells or batteries. Test T.7 may be conducted using undamaged batteries previously used in tests T.1 to T.5 for purposes of testing on cycled batteries.

In order to quantify the mass loss, the following procedure is provided:

$$\text{Mass loss(\%)} = (M_1 - M_2) / M_1 \times 100$$

Where M_1 is the mass before the test and M_2 is the mass after the test. When mass loss does not exceed the values in Table below, it shall be considered as “no mass loss”.

| Mass M of cell or battery | Mass loss limit |
|------------------------------------|-----------------|
| $M < 1\text{g}$ | 0.5% |
| $1\text{g} \leq M \leq 75\text{g}$ | 0.2% |
| $M > 75\text{g}$ | 0.1% |

T.1 Altitude simulation

Test cells and batteries shall be stored at a pressure of 11.6 kPa or less for at least six hours at ambient temperature ($20 \pm 5 \text{ }^\circ\text{C}$).

Cells and batteries meet this requirement if there is no leakage, no venting, no disassembly, no rupture and no fire and if the open circuit voltage of each test cell or battery after testing is not less than 90% of its voltage immediately prior to this procedure. The requirement relating to voltage is not applicable to test cells and batteries at fully discharged states.

T.2 Thermal test

Test cells and batteries are to be stored for at least six hours at a test temperature equal to $72 \pm 2 \text{ }^\circ\text{C}$, followed by storage for at least six hours at a test temperature equal to $-40 \pm 2 \text{ }^\circ\text{C}$. The maximum time interval between test temperature extremes is 30 minutes. This procedure is to be repeated until 10 total cycles are complete, after which all test cells and batteries are to be stored for 24 hours at ambient temperature ($20 \pm 5 \text{ }^\circ\text{C}$). For large cells and batteries the duration of exposure to the test temperature extremes should be at least 12 hours.

Cells and batteries meet this requirement if there is no leakage, no venting, no disassembly, no rupture and no fire and if the open circuit voltage of each test cell or battery after testing is not less than 90% of its voltage immediately prior to this procedure. The requirement relating to voltage is not applicable to test cells and batteries at fully discharged states.



Pony Testing International Group

Report ID: MNIYHN1M88279721 Page 4 of 14

T.3 Vibration

Cells and batteries are firmly secured to the platform of the vibration machine without distorting the cells in such a manner as to faithfully transmit the vibration. The vibration shall be a sinusoidal waveform with a logarithmic sweep between 7 Hz and 200 Hz and back to 7 Hz traversed in 15 minutes. This cycle shall be repeated 12 times for a total of 3 hours for each of three mutually perpendicular mounting positions of the cell. One of the directions of vibration must be perpendicular to the terminal face.

The logarithmic frequency sweep shall differ for cells and batteries with a gross mass of not more than 12 kg (cells and small batteries), and for batteries with a gross mass of more than 12 kg (large batteries).

For cells and small batteries: from 7 Hz a peak acceleration of 1 g_n is maintained until 18 Hz is reached. The amplitude is then maintained at 0.8 mm (1.6 mm total excursion) and the frequency increased until a peak acceleration of 8 g_n occurs (approximately 50 Hz).

A peak acceleration of 8 g_n is then maintained until the frequency is increased to 200 Hz.

For large batteries: from 7 Hz to a peak acceleration of 1 g_n is maintained until 18 Hz is reached. The amplitude is then maintained at 0.8 mm (1.6 mm total excursion) and the frequency increased until a peak acceleration of 2 g_n occurs (approximately 25 Hz). A peak acceleration of 2 g_n is then maintained until the frequency is increased to 200 Hz.

Cells and batteries meet this requirement if there is no leakage, no venting, no disassembly, no rupture and no fire during the test and after the test and if the open circuit voltage of each test cell or battery after testing in its perpendicular mounting position is not less than 90% of its voltage immediately prior to this procedure. The requirement relating to voltage is not applicable to test cells and batteries at fully discharged states.

T.4 Shock

Test cells and batteries shall be secured to the testing machine by means of a rigid mount which will support all mounting surfaces of each test battery.

Each cell shall be subjected to a half-sine shock of peak acceleration of 150 g_n and pulse duration of 6 milliseconds. Alternatively, large cells may be subjected to a half-sine shock of peak acceleration of 50 g_n and pulse duration of 11 milliseconds.

Each battery shall be subjected to a half-sine shock of peak acceleration depending on the mass of the battery. The pulse duration shall be 6 milliseconds for small batteries and 11 milliseconds for large batteries. The formulas below are provided to calculate the appropriate minimum peak accelerations.



| Battery | Minimum peak acceleration | Pulse duration |
|-----------------|---|----------------|
| Small batteries | 150 g _n or result of formula $\text{Acceleration}(g_n) = \sqrt{\left(\frac{100850}{\text{mass}^*}\right)}$ Whichever is smaller | 6 ms |
| Large batteries | 50 g _n or result of formula $\text{Acceleration}(g_n) = \sqrt{\left(\frac{30000}{\text{mass}^*}\right)}$ Whichever is smaller | 11 ms |

* Mass is expressed in kilograms.

Each cell or battery shall be subjected to three shocks in the positive direction and to three shocks in the negative direction in each of three mutually perpendicular mounting positions of the cell or battery for a total of 18 shocks.

Cells and batteries meet this requirement if there is no leakage, no venting, no disassembly, no rupture and no fire and if the open circuit voltage of each test cell or battery after testing is not less than 90% of its voltage immediately prior to this procedure. The requirement relating to voltage is not applicable to test cells and batteries at fully discharged states.

T.5 External short circuit

The cell or battery to be tested shall be heated for a period of time necessary to reach a homogeneous stabilized temperature of $57 \pm 4^\circ\text{C}$, measured on the external case. This period of time depends on the size and design of the cell or battery and should be assessed and documented. If this assessment is not feasible, the exposure time shall be at least 6 hours for small cells and small batteries, and 12 hours for large cells and large batteries. Then the cell or battery at $57 \pm 4^\circ\text{C}$ shall be subjected to one short circuit condition with a total external resistance of less than 0.1 ohm. This short circuit condition is continued for at least one hour after the cell or battery external case temperature has returned to $57 \pm 4^\circ\text{C}$, or in the case of the large batteries, has decreased by half of the maximum temperature increase observed during the test and remains below that value. The short circuit and cooling down phases shall be conducted at least at ambient temperature.

Cells and batteries meet this requirement if their external temperature does not exceed 170°C and there is no disassembly, no rupture and no fire during the test and within six hours after the test.



Pony Testing International Group

Report ID: MNIYHN1M88279721

Page 6 of 14

T.6 Impact / Crush

Impact (applicable to cylindrical cells not less than 18 mm in diameter)

The test sample cell or component cell is to be placed on a flat smooth surface. A 15.8 mm \pm 0.1mm diameter, at least 6 cm long, or the longest dimension of the cell, whichever is greater, Type 316 stainless steel bar is to be placed across the centre of the sample. A 9.1 kg \pm 0.1 kg mass is to be dropped from a height of 61 \pm 2.5 cm at the intersection of the bar and sample in a controlled manner using a near frictionless, vertical sliding track or channel with minimal drag on the falling mass. The vertical track or channel used to guide the falling mass shall be oriented 90 degrees from the horizontal supporting surface.

The test sample is to be impacted with its longitudinal axis parallel to the flat surface and perpendicular to the longitudinal axis of the 15.8 mm \pm 0.1mm diameter curved surface lying across the centre of the test sample. Each sample is to be subjected to only a single impact.

Crush (applicable to prismatic, pouch, coin/button cells and cylindrical cells less than 18 mm in diameter)

A cell or component cell is to be crushed between two flat surfaces. The crushing is to be gradual with a speed of approximately 1.5 cm/s at the first point of contact. The crushing is to be continued until the first of the three options below is reached.

- (a) The applied force reaches 13 kN \pm 0.78 kN;
- (b) The voltage of the cell drops by at least 100 mV; or
- (c) The cell is deformed by 50% or more of its original thickness.

Once the maximum pressure has been obtained, the voltage drops by 100 mV or more, or the cell is deformed by at least 50% of its original thickness, the pressure shall be released.

A prismatic or pouch cell shall be crushed by applying the force to the widest side. A button/coin cell shall be crushed by applying the force on its flat surfaces. For cylindrical cells, the crush force shall be applied perpendicular to the longitudinal axis.

Each test cell or component cell is to be subjected to one crush only. The test sample shall be observed for a further 6 h. The test shall be conducted using test cells or component cells that have not previously been subjected to other tests.

Cells and component cells meet this requirement if their external temperature does not exceed 170 °C and there is no disassembly and no fire during the test and within six hours after this test.

T.7 Overcharge

The charge current shall be twice the manufacturer's recommended maximum continuous charge current. The minimum voltage of the test shall be as follows:



Pony Testing International Group

Report ID: MNIYHN1M88279721 Page 7 of 14

- (a) When the manufacturer's recommended charge voltage is not more than 18V, the minimum voltage of the test shall be the lesser of two times the maximum charge voltage of the battery or 22V.
- (b) When the manufacturer's recommended charge voltage is more than 18V, the minimum voltage of the test shall be 1.2 times the maximum charge voltage.

Tests are to be conducted at ambient temperature; the duration of the test shall be 24 hours.

Rechargeable batteries meet this requirement if there is no disassembly and no fire during the test and within seven days after the test.

T.8 Forced discharge

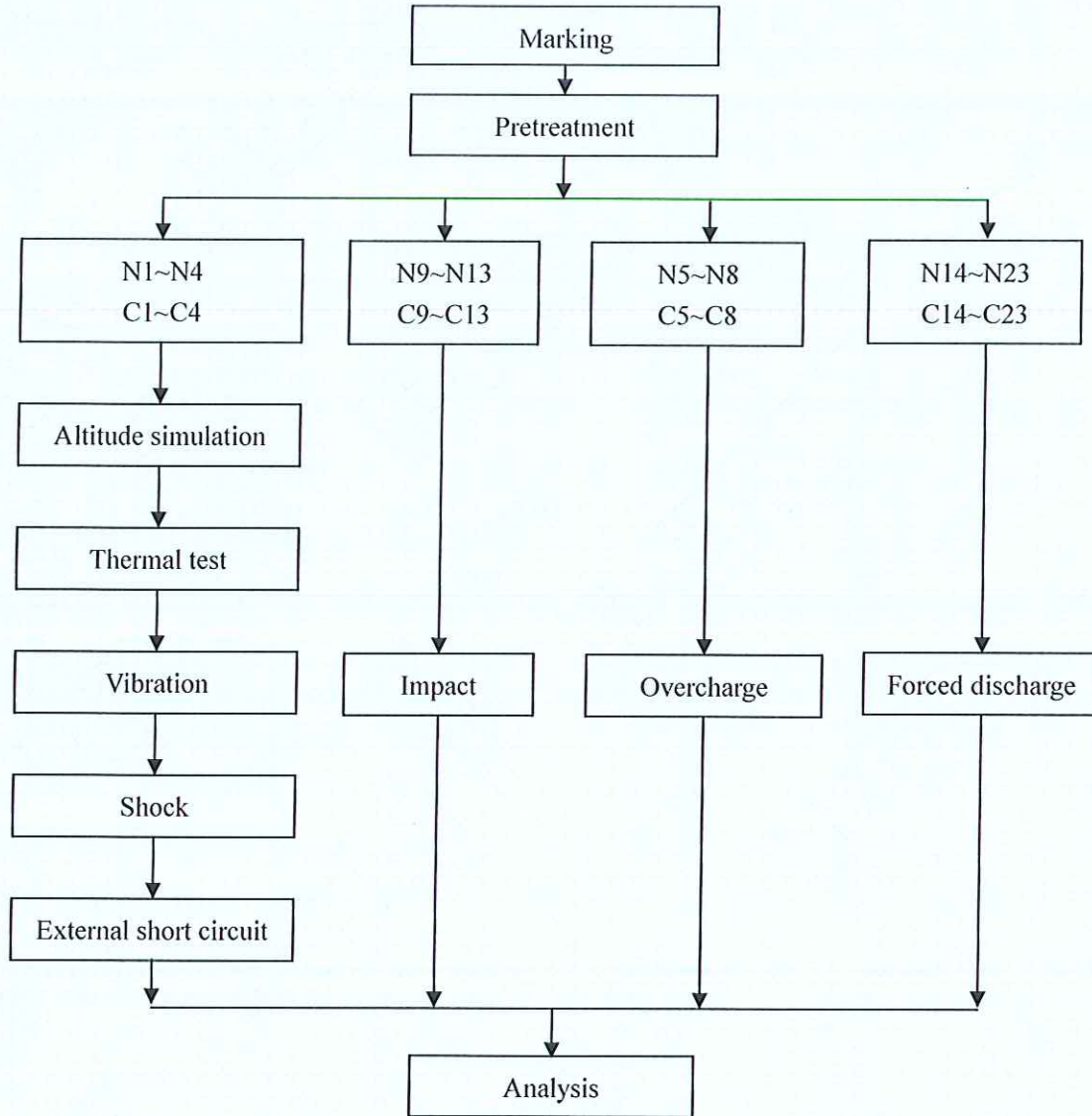
Each cell shall be forced discharged at ambient temperature by connecting it in series with a 12V D.C. power supply at an initial current equal to the maximum discharge current specified by the manufacturer.

The specified discharge current is to be obtained by connecting a resistive load of the appropriate size and rating in series with the test cell. Each cell shall be forced discharged for a time interval (in hours) equal to its rated capacity divided by the initial test current (in ampere).

Primary or rechargeable cells meet this requirement if there is no disassembly and no fire during the test and within seven days after the test.



VI、TEST PROCEDURE



VII、TEST APPARATUS

IE-0121 High precision battery test system

IE-0434 Vacuum drying oven

IE-0090 Multimeter

IE-0824 Tableland air pressure gauge

IE-0259 Electronic balance

IE-0281 Temperature controlled short circuit testing machine

IE-0287 Vertical impact crash test platform

IE-0328 Rapid temperature change test chamber

IE-0503 Electric vibration test system

IE-0185 The digital thermometer (TC)

IE-0506 Battery impact testing machine

IE-0511 Programmable DC power source



Pony Testing International Group

Report ID: MNIYHN1M88279721

Page 9 of 14

VIII、DATA

1. Altitude simulation

| No. | Pre-test | | After test | | Mass loss (%) | Voltage loss (%) | Whether leakage, venting, disassembly, rupture, fire (Y/N) | Remark |
|-----|----------|-------------|------------|-------------|---------------|------------------|--|--------|
| | Mass (g) | Voltage (V) | Mass (g) | Voltage (V) | | | | |
| N1 | 92.338 | 3.385 | 92.333 | 3.383 | 0.005 | 0.059 | N | Long |
| | | 3.385 | | 3.382 | | | | Short |
| N2 | 91.817 | 3.384 | 91.817 | 3.383 | 0.000 | 0.030 | N | Long |
| | | 3.384 | | 3.383 | | | | Short |
| N3 | 91.923 | 3.384 | 91.920 | 3.382 | 0.003 | 0.059 | N | Long |
| | | 3.386 | | 3.383 | | | | Short |
| N4 | 92.207 | 3.393 | 92.206 | 3.392 | 0.001 | 0.029 | N | Long |
| | | 3.386 | | 3.384 | | | | Short |
| C1 | 92.621 | 3.380 | 92.618 | 3.380 | 0.003 | 0.000 | N | Long |
| | | 3.373 | | 3.371 | | | | Short |
| C2 | 92.811 | 3.388 | 92.810 | 3.386 | 0.001 | 0.059 | N | Long |
| | | 3.384 | | 3.382 | | | | Short |
| C3 | 92.323 | 3.393 | 92.321 | 3.392 | 0.002 | 0.029 | N | Long |
| | | 3.394 | | 3.392 | | | | Short |
| C4 | 91.857 | 3.384 | 91.855 | 3.383 | 0.002 | 0.030 | N | Long |
| | | 3.380 | | 3.379 | | | | Short |



Pony Testing International Group

Report ID: MNIYHN1M88279721

Page 10 of 14

2. Thermal test

| No. | Pre-test | | After test | | Mass loss (%) | Voltage loss (%) | Whether leakage, venting, disassembly, rupture, fire (Y/N) | Remark |
|-----|----------|-------------|------------|-------------|---------------|------------------|--|--------|
| | Mass (g) | Voltage (V) | Mass (g) | Voltage (V) | | | | |
| N1 | 92.333 | 3.383 | 92.294 | 3.351 | 0.042 | 0.946 | N | Long |
| | | 3.382 | | 3.349 | | | N | Short |
| N2 | 91.817 | 3.383 | 91.783 | 3.351 | 0.037 | 0.946 | N | Long |
| | | 3.383 | | 3.351 | | | N | Short |
| N3 | 91.920 | 3.382 | 91.890 | 3.352 | 0.033 | 0.887 | N | Long |
| | | 3.383 | | 3.352 | | | N | Short |
| N4 | 92.206 | 3.392 | 92.173 | 3.357 | 0.036 | 1.032 | N | Long |
| | | 3.384 | | 3.350 | | | N | Short |
| C1 | 92.618 | 3.380 | 92.582 | 3.348 | 0.039 | 0.947 | N | Long |
| | | 3.371 | | 3.344 | | | N | Short |
| C2 | 92.810 | 3.386 | 92.773 | 3.352 | 0.040 | 1.004 | N | Long |
| | | 3.382 | | 3.350 | | | N | Short |
| C3 | 92.321 | 3.392 | 92.290 | 3.357 | 0.034 | 1.032 | N | Long |
| | | 3.392 | | 3.352 | | | N | Short |
| C4 | 91.855 | 3.383 | 91.823 | 3.351 | 0.035 | 0.946 | N | Long |
| | | 3.379 | | 3.347 | | | N | Short |



Pony Testing International Group

Report ID: MNIYHNIM88279721

Page 11 of 14

3. Vibration

| No. | Pre-test | | After test | | Mass loss (%) | Voltage loss (%) | Whether leakage, venting, disassembly, rupture, fire (Y/N) | Remark |
|-----|----------|-------------|------------|-------------|---------------|------------------|--|--------|
| | Mass (g) | Voltage (V) | Mass (g) | Voltage (V) | | | | |
| N1 | 92.294 | 3.351 | 92.294 | 3.349 | 0.000 | 0.060 | N | Long |
| | | 3.349 | | 3.349 | | | N | Short |
| N2 | 91.783 | 3.351 | 91.780 | 3.351 | 0.003 | 0.000 | N | Long |
| | | 3.351 | | 3.351 | | | N | Short |
| N3 | 91.890 | 3.352 | 91.890 | 3.352 | 0.000 | 0.000 | N | Long |
| | | 3.352 | | 3.352 | | | N | Short |
| N4 | 92.173 | 3.357 | 92.173 | 3.355 | 0.000 | 0.060 | N | Long |
| | | 3.350 | | 3.350 | | | N | Short |
| C1 | 92.582 | 3.348 | 92.582 | 3.345 | 0.000 | 0.090 | N | Long |
| | | 3.344 | | 3.343 | | | 0.030 | N |
| C2 | 92.773 | 3.352 | 92.773 | 3.350 | 0.000 | 0.060 | N | Long |
| | | 3.350 | | 3.350 | | | 0.000 | N |
| C3 | 92.290 | 3.357 | 92.290 | 3.355 | 0.000 | 0.060 | N | Long |
| | | 3.352 | | 3.352 | | | 0.000 | N |
| C4 | 91.823 | 3.351 | 91.823 | 3.347 | 0.000 | 0.119 | N | Long |
| | | 3.347 | | 3.347 | | | 0.000 | N |



Pony Testing International Group

Report ID: MNIYHN1M88279721

Page 12 of 14

4. Shock

| No. | Pre-test | | After test | | Mass loss (%) | Voltage loss (%) | Whether leakage, venting, disassembly, rupture, fire (Y/N) | Remark |
|-----|----------|-------------|------------|-------------|---------------|------------------|--|--------|
| | Mass (g) | Voltage (V) | Mass (g) | Voltage (V) | | | | |
| N1 | 92.294 | 3.349 | 92.294 | 3.349 | 0.000 | 0.000 | N | Long |
| | | 3.349 | | 3.349 | | | | Short |
| N2 | 91.780 | 3.351 | 91.780 | 3.351 | 0.000 | 0.000 | N | Long |
| | | 3.351 | | 3.350 | | | | Short |
| N3 | 91.890 | 3.352 | 91.888 | 3.352 | 0.002 | 0.000 | N | Long |
| | | 3.352 | | 3.352 | | | | Short |
| N4 | 92.173 | 3.355 | 92.173 | 3.352 | 0.000 | 0.089 | N | Long |
| | | 3.350 | | 3.350 | | | | Short |
| C1 | 92.582 | 3.345 | 92.582 | 3.344 | 0.000 | 0.030 | N | Long |
| | | 3.343 | | 3.343 | | | | Short |
| C2 | 92.773 | 3.350 | 92.773 | 3.350 | 0.000 | 0.000 | N | Long |
| | | 3.350 | | 3.350 | | | | Short |
| C3 | 92.290 | 3.355 | 92.290 | 3.353 | 0.000 | 0.060 | N | Long |
| | | 3.352 | | 3.352 | | | | Short |
| C4 | 91.823 | 3.347 | 91.823 | 3.347 | 0.000 | 0.000 | N | Long |
| | | 3.347 | | 3.347 | | | | Short |



Pony Testing International Group

Report ID: MNIYHN1M88279721

Page 13 of 14

5. External short circuit

| No. | Peak temperature (°C) | Whether disassembly, rupture, fire (Y/N) | Remark |
|-----|-----------------------|--|--|
| N1 | 57.6 | N | Two ports test in sequence, record maximum temperature |
| N2 | 57.7 | N | |
| N3 | 57.5 | N | |
| N4 | 57.6 | N | |
| C1 | 57.4 | N | |
| C2 | 57.6 | N | |
| C3 | 57.4 | N | |
| C4 | 57.6 | N | |

6. Impact

| No. | Peak temperature (°C) | Whether disassembly, fire (Y/N) |
|-----|-----------------------|---------------------------------|
| N9 | 99.4 | N |
| N10 | 95.3 | N |
| N11 | 100.7 | N |
| N12 | 96.9 | N |
| N13 | 95.7 | N |
| C9 | 98.6 | N |
| C10 | 97.7 | N |
| C11 | 96.9 | N |
| C12 | 98.6 | N |
| C13 | 99.7 | N |



7. Overcharge

| No. | Whether disassembly, fire (Y/N) |
|-----|---------------------------------|
| N5 | N |
| N6 | N |
| N7 | N |
| N8 | N |
| C5 | N |
| C6 | N |
| C7 | N |
| C8 | N |

8. Forced discharge

| No. | Whether disassembly, fire (Y/N) |
|-----|---------------------------------|
| N14 | N |
| N15 | N |
| N16 | N |
| N17 | N |
| N18 | N |
| N19 | N |
| N20 | N |
| N21 | N |
| N22 | N |
| N23 | N |
| C14 | N |
| C15 | N |
| C16 | N |
| C17 | N |
| C18 | N |
| C19 | N |
| C20 | N |
| C21 | N |
| C22 | N |
| C23 | N |

*** End of report ***